

# VALENCIA MOTION™

The Compact Luxury Recliner

## VIP/Premium and GA recliner seating

Valencia Motion is designed for tight row spacing. Its' envelope can be configured as low as 1150mm (46 1/2").

The Valencia Motion can be positioned right up against a wall to maximise use of space.

As there is no rearward movement of the backrest while reclining.

The unique action of the Valencia Motion gently reclines the seat & backrest as the footrest is being raised.



VALENCIA MOTION 10

## FEATURES AND BENEFITS

- **Motion Recliner (Single motor)**  
Single motor raises the footrest and gently reclines the seat and backrest
- **Heavy duty recliner mechanisms**  
Comfortable and quiet recline functions
- **Heavy duty foot extension**  
Allowing up to 100kg to rest freely at its edge
- **Safety footrest**  
Removing any chance of entrapment injury from the footrest
- **5 year structure warranty**

Guaranteed strength and performance of the Valencia Series structure

- **Minimum rear wall clearance**  
Unique recline movement allows for tight space installations
- **World class Camatic foam**  
Mixed of high quality polyurethane foam for ultimate support

## MAINTENANCE & UPHOLSTERY



- **Removable seat, back covers and arm pads**  
Ease in replacing only product covers and not entire product
- **Easy access for under-seat cleaning**  
Lift up seat makes cleaning the under-seat time efficient
- **Range of upholstery details**  
Stitch options and 2 standard back upholstery finishes
- **Range of Faux, Leather and Fabrics**  
Luxurious and comfortable fabrics or specify your own
- **Custom logo embroidery pending project size**  
Venue logos can be embroidered onto the headrest

## OPTIONAL ACCESSORIES


- **Motion 10 (Compact recliner)**  
Allows for up right against back wall or riser when reclined
- **Motion 22 (Extender recliner)**  
Minimal back movement for narrow egress configuration
- **500mm (20"), 550mm (22") or 600mm (24") seat width**  
Choice of varying seat widths to suit cinema requirements
- **125mm (5"), 150mm (6") or love seat arm**  
Variety of arm widths and options
- **Auto return seat and footrest**  
Safe return for emergency situations
- **Range of fixed and swivel tables with cup holders**  
Range of tables and finishes pending project requirements
- **Lighting and seat ID**  
Range of aisle lights plus seat and row ID for patron convenience
- **USB and Call Buttons**  
Stylish personal device outlet and service buttons

## PALETTE OPTIONS

### Standard Upholstery Options



### Timber Table Options



*(Larger selection and customer own selected fabrics are available)*

*(Variation of other timber finishes available)*



## CAD DATA

### Valencia Motion 10

Standard options (approximate dimensions)

685mm [27"]	seat center
1200mm [47 1/4"]	maximum envelope
460mm [18 1/4"]	seat height
1165mm [43"]	back height

### VALENCIA MOTION 10

